



Benchmark Example No. 46

## Material Nonlinear Analysis of Reinforced Concrete Beam

SOFiSTiK | 2018

**VERiFiCATION MANUAL**  
**BE46: Material Nonlinear Analysis of Reinforced Concrete Beam**

VERiFiCATION MANUAL, Version 2018-7  
Software Version: SOFiSTiK 2018

Copyright © 2018 by SOFiSTiK AG, Oberschleissheim, Germany.

**SOFISTIK AG**

HQ Oberschleissheim  
Bruckmannring 38  
85764 Oberschleissheim  
Germany

T +49 (0)89 315878-0  
F +49 (0)89 315878-23

info@sofistik.com  
www.sofistik.com

Office Nuremberg  
Burgschmietstr. 40  
90419 Nuremberg  
Germany

T +49 (0)911 39901-0  
F +49(0)911 397904

This manual is protected by copyright laws. No part of it may be translated, copied or reproduced, in any form or by any means, without written permission from SOFiSTiK AG. SOFiSTiK reserves the right to modify or to release new editions of this manual.

The manual and the program have been thoroughly checked for errors. However, SOFiSTiK does not claim that either one is completely error free. Errors and omissions are corrected as soon as they are detected.

The user of the program is solely responsible for the applications. We strongly encourage the user to test the correctness of all calculations at least by random sampling.

**Front Cover**

Project: New SOFiSTiK Office, Nuremberg | Contractor: WOLFF & MLLER, Stuttgart | Architecture: WABE-PLAN ARCHITEKTUR, Stuttgart |  
Structural Engineer: Boll und Partner. Beratende Ingenieure VBI, Stuttgart | MEP: GM Planen + Beraten, Griesheim | Lead Architect: Gerhard P.  
Wirth gpwirtharchitekten, Nuremberg | Visualisation: Armin Dariz, BiMOTiON GmbH

### Overview

<b>Element Type(s):</b>	B3D, SH3D
<b>Analysis Type(s):</b>	STAT, MNL
<b>Procedure(s):</b>	
<b>Topic(s):</b>	
<b>Module(s):</b>	STAR2, ASE
<b>Input file(s):</b>	<a href="#">nonl_rein_conc.dat</a>

## 1 Problem Description

The problem consists of a single span beam of reinforced concrete, subjected to a single load  $P$  in the middle of the span, as shown in Fig. 1. The material nonlinear behaviour of the beam is examined and compared to test results.

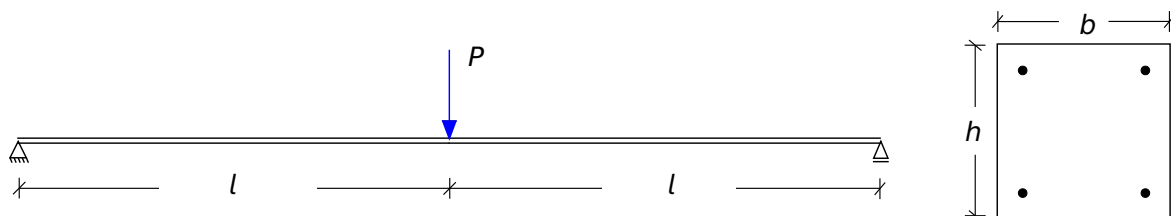


Figure 1: Problem Description

## 2 Reference Solution

Materially nonlinear analysis is utilised more and more for the structural design in concrete construction. It is often overlooked that for such analysis, both in-depth knowledge of the computational algorithms as well as the behavior of the concrete in cracked condition, are required. The following simple example will serve for verification of material nonlinear calculations of reinforced concrete beams. It will also highlight the unavoidable variations in practice. Therefore, the individual test results are given below and not only the mean values. The load-displacement curves of seven identical concrete beams, which were prefabricated almost at the same time and under the same controlled conditions, are graphed below. As a reference solution, these load-displacement curves of the test beams are used.

## 3 Model and Results

The properties of the model [1] are defined in Table 1. The simply supported beam is shown in Fig. 1, as well as the dimensions and the reinforcement of the beams. The total length of the span is  $l_{total} = 3.0 \text{ m}$ . The square rectangular cross-section with edge lengths of  $20 \text{ cm}$  is reinforced by four longitudinal bars of  $\varnothing 10 \text{ mm}$  and stirrups of  $\varnothing 6-15 \text{ cm}$ . For this example the stirrups are not influential and can be neglected. The load is applied at the midspan and the beam is loaded to failure. Self weight is accounted for. The material properties of the concrete,  $B 35$  or equivalently a  $C 35$ , were determined on a total of twelve cylinders  $\varnothing 150/300$ , and are given in Table 1. The concrete cover of the longitudinal reinforcement is  $c_{v,l} = 2.4 \text{ cm}$ . The reinforcing steel is a  $BST 500 S$ , following a stress-strain law, as shown in Fig. 2.

The results are presented in Fig. 4. The deflection in the middlespan is recorded and plotted versus the load. The expectation is for the numerical calculations to fall into the gray shaded area, which bounds the curves of seven tests beams. Of particular importance, are the onset of cracking, the slope after the completion of the cracking and by the yielding of the reinforcement, as well as the limit load.

SOFiSTiK results are presented by the three additional curves included in the original figure. For beam elements: (a) yellow color with triangles for concrete C 35, (b) red color with circles for concrete B 35. For quad elements: (c) green color with squares for concrete C 35.

Strain mm/m	Stress N/mm <sup>2</sup>
0.00	0.0
1.07	213.0
2.00	395.9
3.04	517.0
4.04	539.4
5.00	551.7
6.10	560.9
7.10	566.2
10.07	574.9
20.01	589.4
40.09	604.1
50.06	605.6
55.05	604.4
58.19	512.2

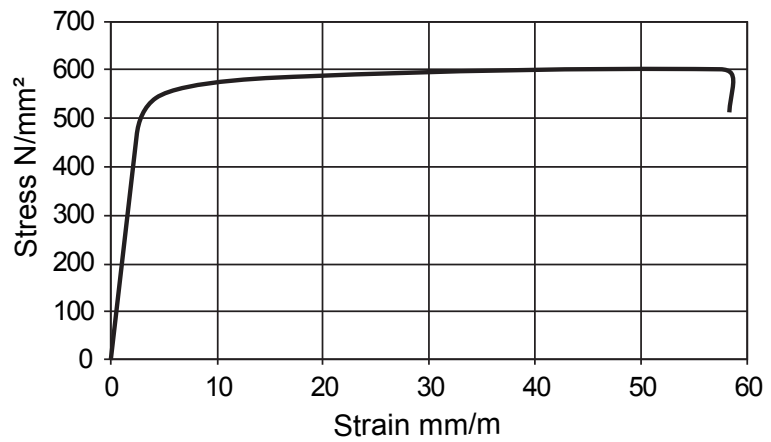


Figure 2: Stress-Strain Curve for Reinforcing Steel

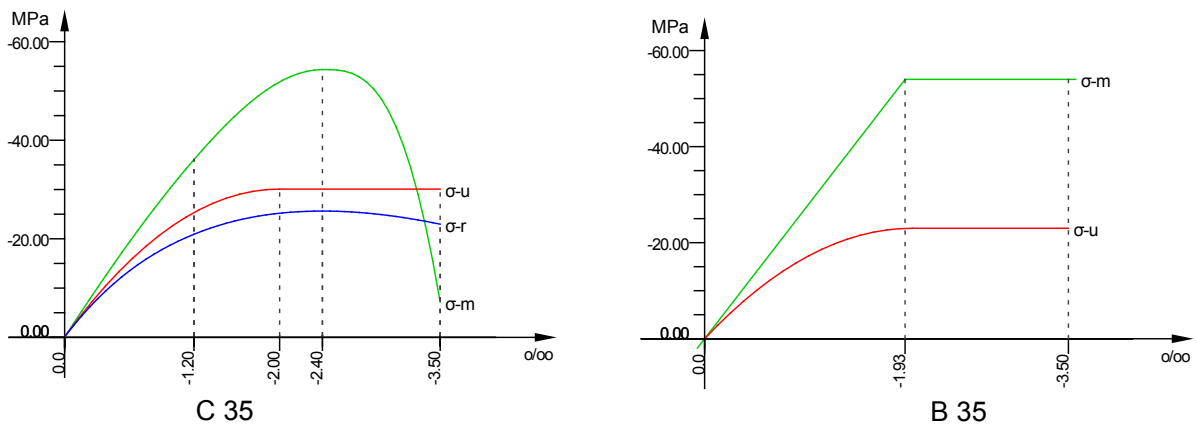


Figure 3: Stress-Strain Curve for Concrete

Table 1: Model Properties

Material Properties		Geometric Properties	Loading
Concrete	Steel	$b = h = 20.0 \text{ cm}$	$P = 1 \text{ kN}$
B 35 or C 35	BST 500S	$l = 3.0 \text{ m}$	until failure
$\rho = 2320 \text{ kg/m}^3$		$c_{v,l} = 2.4 \text{ cm}$	
$f_{cm} = 54.0 \text{ MN/m}^2$		4 bars $\varnothing 10 \text{ mm}$	
$E = 28000 \text{ MN/m}^2$			

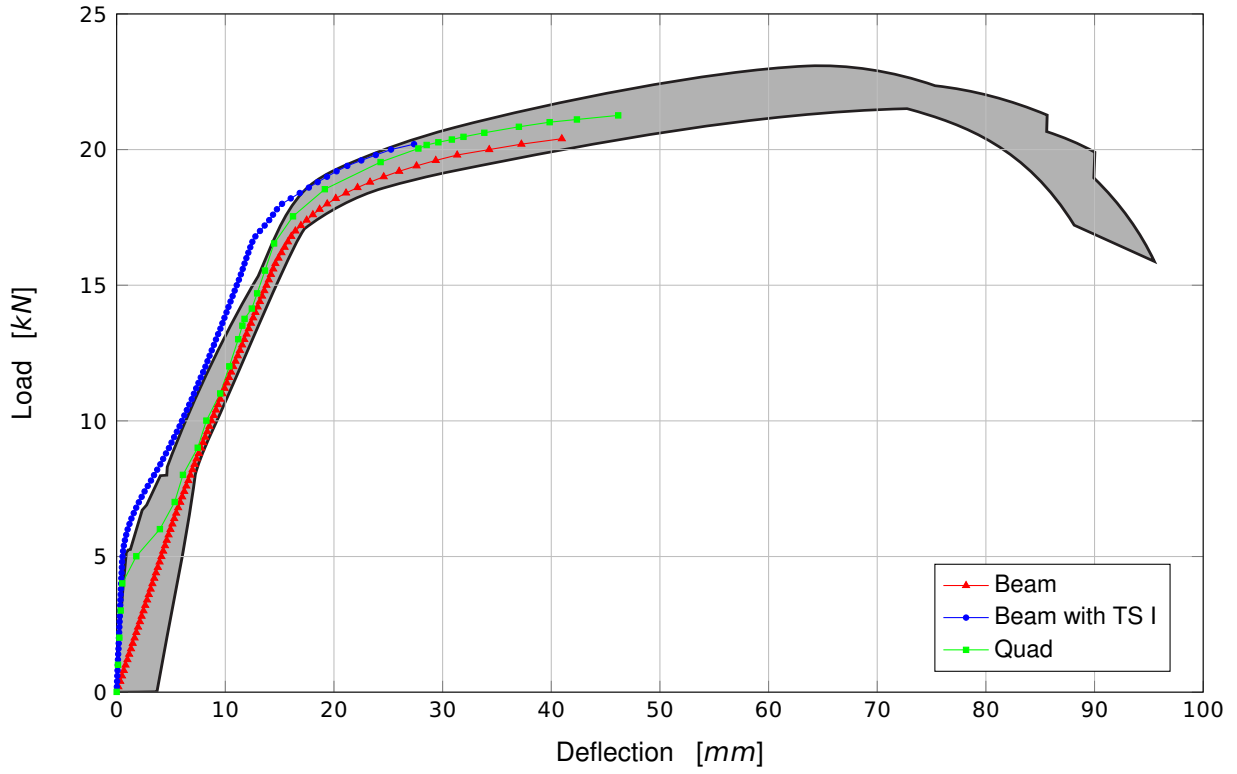


Figure 4: Load-Displacement Curves

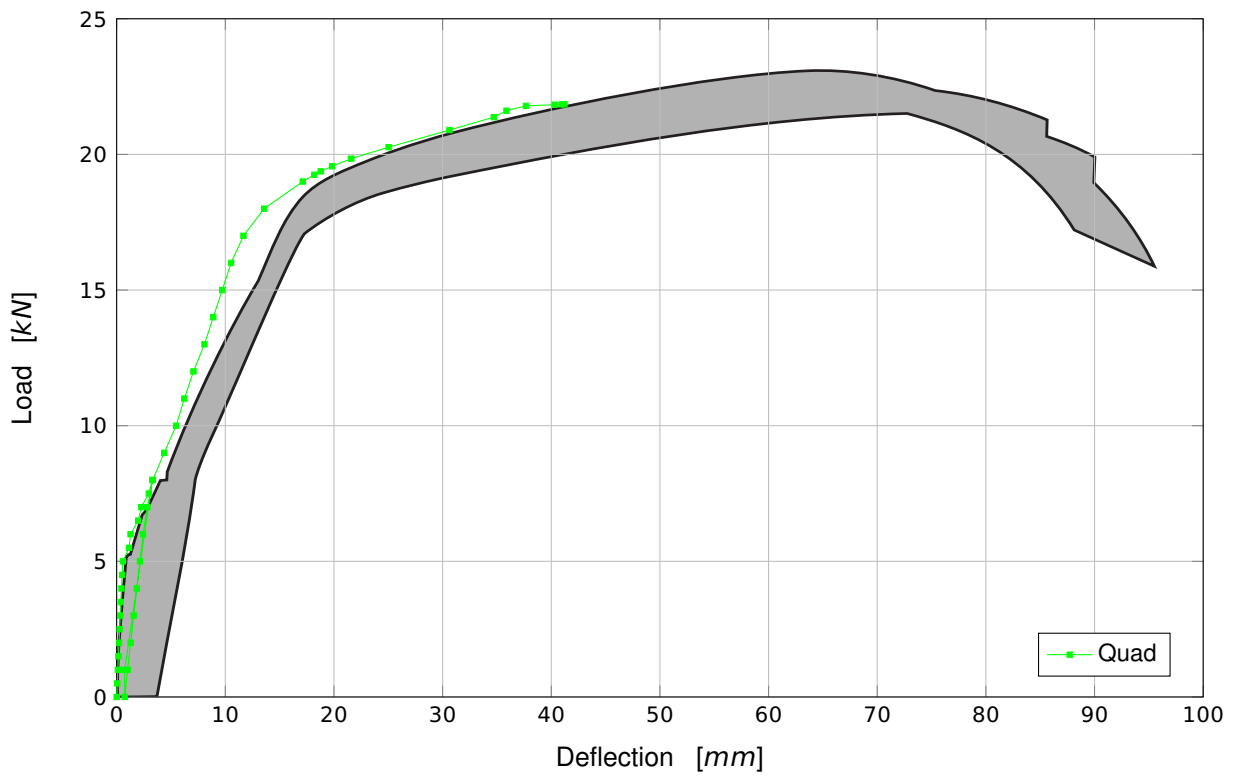


Figure 5: Load-Displacement Curves with reloading

## **4 Conclusion**

This example examines the material nonlinear analysis of reinforced concrete beams. It has been shown that the behaviour is captured accurately.

## **5 Literature**

- [1] *VDI 6201 Beispiel: Softwaregestützte Tragwerksberechnung - Beispiel Stofflich nichtlineare Berechnung von Stahlbetonbalken, Kategorie 1: Mechanische Grundlagen*. Verein Deutscher Ingenieure e. V.
-