

DIRECT. ALIGNED. TO THE POINT.



Benchmark Example No. 30

Strip Loading on an Elastic Semi-Infinite Mass

VERiFiCATION
BE30 Strip Loading on an Elastic Semi-Infinite Mass

VERiFiCATION Manual, Service Pack 2024-4 Build 27

Copyright © 2024 by SOFiSTiK AG, Nuremberg, Germany.

SOFiSTiK AG

HQ Nuremberg
Flataustraße 14
90411 Nürnberg
Germany

T +49 (0)911 39901-0
F +49(0)911 397904

Office Garching
Parkring 2
85748 Garching bei München
Germany

T +49 (0)89 315878-0
F +49 (0)89 315878-23

info@sofistik.com
www.sofistik.com

This manual is protected by copyright laws. No part of it may be translated, copied or reproduced, in any form or by any means, without written permission from SOFiSTiK AG. SOFiSTiK reserves the right to modify or to release new editions of this manual.

The manual and the program have been thoroughly checked for errors. However, SOFiSTiK does not claim that either one is completely error free. Errors and omissions are corrected as soon as they are detected.

The user of the program is solely responsible for the applications. We strongly encourage the user to test the correctness of all calculations at least by random sampling.

Front Cover

6th Street Viaduct, Los Angeles Photo: Tobias Petschke

Overview

Element Type(s):	C2D
Analysis Type(s):	STAT
Procedure(s):	
Topic(s):	SOIL
Module(s):	TALPA
Input file(s):	strip_load.dat

1 Problem Description

This problem concerns the analysis of a strip loading on an elastic semi-infinite mass, as shown in Fig. 1. The material is assumed to be isotropic and elastic. The stresses are verified.

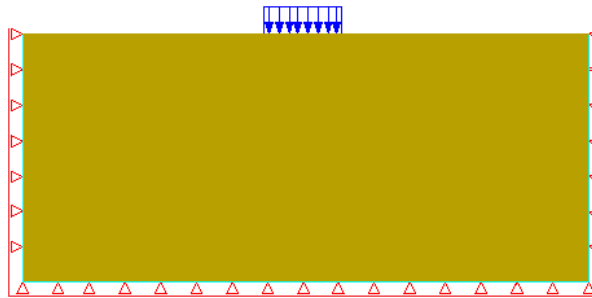


Figure 1: Problem Description

2 Reference Solution

The problem focuses on the calculation of the stresses due to a strip loading on an semi-infinite mass. The stresses under the surface are given by [1]:

$$\sigma_y = \frac{\rho}{\pi} [\alpha + \sin \alpha \cos (\alpha + 2\delta)] \quad (1)$$

$$\sigma_x = \frac{\rho}{\pi} [\alpha - \sin \alpha \cos (\alpha + 2\delta)] \quad (2)$$

and the principal stresses are

$$\sigma_1 = \frac{\rho}{\pi} [\alpha + \sin \alpha] \quad (3)$$

$$\sigma_3 = \frac{\rho}{\pi} [\alpha - \sin \alpha] \quad (4)$$

where ρ , α , δ are described in Fig. 2

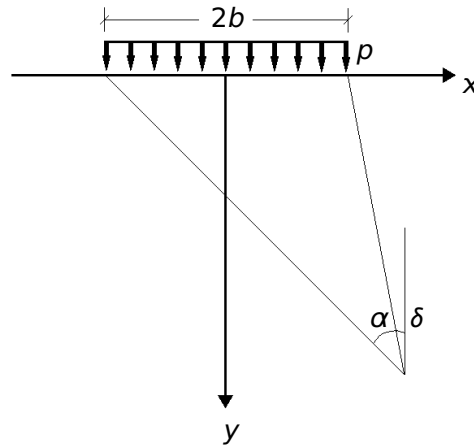


Figure 2: Vertical Strip Loading on a Semi-Infinite Mass

3 Model and Results

The properties of the model are defined in Table 1. The strip footing has a width of 2 m. The material is considered to be isotropic and elastic and plane strain conditions are in effect. For the analysis, boundary conditions are applied as shown in Fig. 3. The model is analysed with various dimensions in order to record the influence of the boundary in the results. The stresses are calculated and verified with respect to the formulas provided in Section 2. The results are printed for the case of a vertical line (cut) for $x = 0$ where the stresses in x and y coincide with the principal stresses.




Figure 3: Finite Element Model

Table 1: Model Properties

Material Properties	Geometric Properties	Pressure Properties
$E = 20000 \text{ MPa}$	$H = 25, 50, 100 \text{ m}$	$P = 1 \text{ MPa/area}$
$\nu = 0.2$	$B = 2H$	

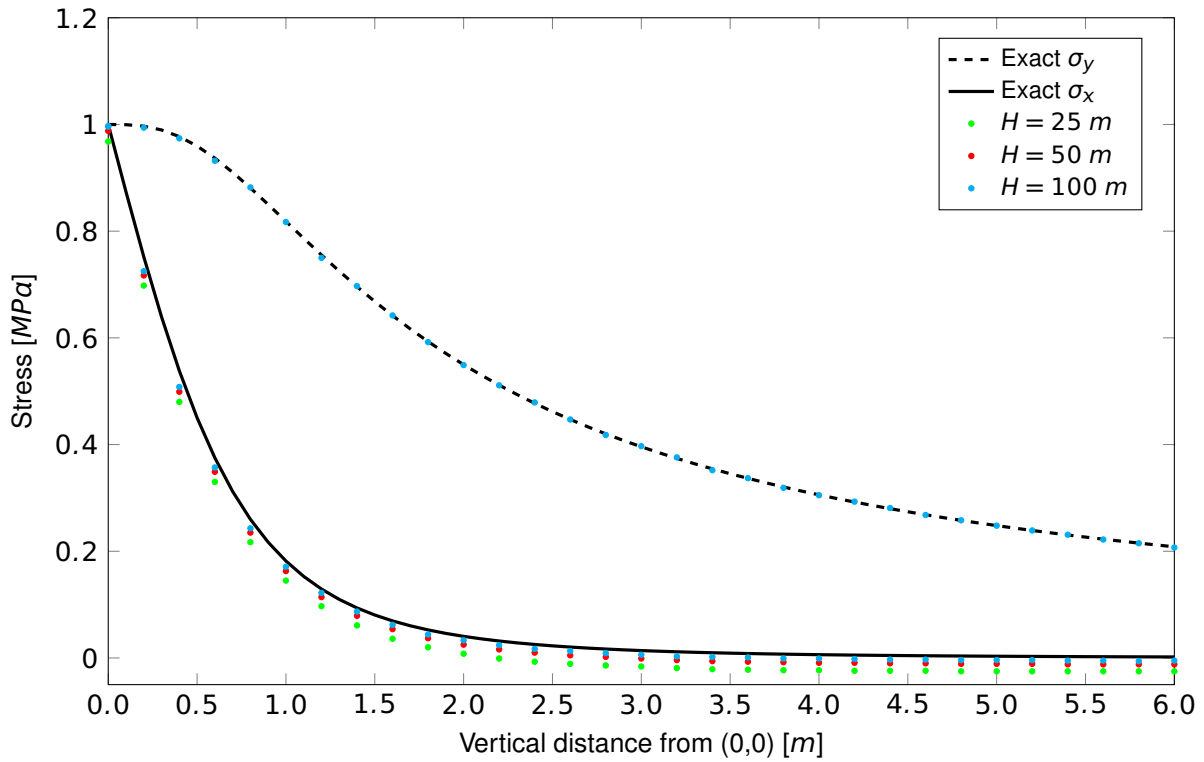


Figure 4: Comparison of Horizontal and Vertical Stresses Under the Strip Loading

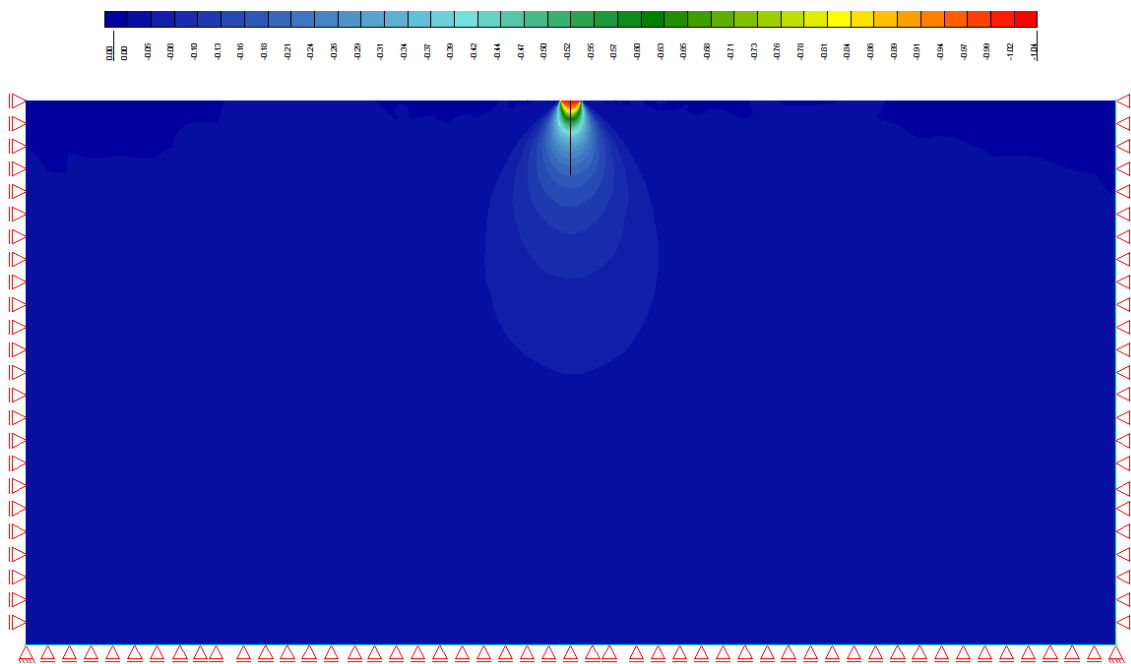


Figure 5: Vertical Stress Distribution for a Strip Loading on a Semi-Infinite Mass

Fig. 4 shows the horizontal and vertical stress along the cutting line, for the analysed models with various dimensions. This line (cut) can be visualised in Fig. 5, where the contours of the vertical stress for the case of $H = 50\text{ m}$ are illustrated. From the results of the stresses, it is evident that the vertical stresses are not influenced significantly from the dimensions of the model. On the contrary, for the horizontal stresses it is obvious, that as the boundary moves further away, its influence vanishes and the results are in very good agreement with the reference solution.

4 Conclusion

This example verifies the distribution of stresses of a semi-infinite mass under strip loading. It has been shown that the behaviour of the model is captured accurately.

5 Literature

- [1] H.G. Poulos and E.H. Davis. *Elastic Solutions for Soil and Rock Mechanics*. Centre for Geotechnical Research, University of Sydney, 1991.
-